


CITY OF MOSS POINT


GENERAL ELECTION - 6/4/2013


MAYORAL CANDIDATES	Ward 1	Ward 2	Ward 3	Ward 4	Ward 5		Ward 6		TOTALS	ABSENTEE	AFFIDAVIT	GRAND TOTAL
	Ed Mayo	Frederick Street	Sue Ellen	Riverfront	Central Fire Station	Pelican Landing	YMBC	Pelican Landing				
BILLY BROOMFIELD	227	382	386	362	210	48	301	15	1931	19		1950
DOBBS DENNIS	63	42	36	58	158	105	362	45	869	16		885
JOHN MICKEY MOSLEY JR.	11	7	8	4	5	1	8	0	44	1		45
ALDERMAN (WOMEN) AT LARGE												
HOUSTON CUNNINGHAM	237	382	384	363	239	70	330	26	2031	25		2056
SAM CRAFT	44	35	28	42	123	80	264	32	648	10		658
ALDERMAN - WARD 1												
JAMES C. SMITH	251								251	4		255
ALDERMAN (WOMEN) - WARD 2												
CHUCK REDMOND		374							374	3		377
ALDERMAN (WOMEN) - WARD 3												
ROBERT H. BYRD JR.			400						400	8		408
ALDERMAN (WOMEN) - WARD 4												
SHIRLEY DUBOSE CHAMBERS				390					390	3		393
ALDERMAN - WARD 5												
DAVID E. CHAPMAN					216	42			258	10		268
O. LINDWOOD GRIERSON					147	110			257	17		274
ALDERMAN - WARD 6												
GARY WAYNE LENNEP							543	54	597	12		609
TOTAL PER PRECINCT												
	833	1222	1242	1219	1098	456	1808	172			0	

We, the undersign, managers and clerks of election, hereby certify that the foregoing is a true and complete tally list and statement of the results of an election held on June 4, 2013 in City of Moss Point election district of Jackson County, Mississippi, and that the foregoing correctly shows the votes cast for each person for the office set opposite the respective names at said election.

In Testimony whereof, witness our hands this 7th day of June 2013.


 Robin Morris, Election Commission Chairman


 Katrina Viverette, Election Commissioner



Election Summary Report
Moss Point General Election
Summary For Jurisdiction Wide, All Counters, All Races
OFFICIAL RESULTS

Date:06/07/13
 Time:11:39:22
 Page:1 of 1

Registered Voters 0 - Cards Cast 2807 0.00%

Num. Report Precinct 8 - Num. Reporting 8 100.00%

Mayor		Total	
Number of Precincts		8	100.0 %
Precincts Reporting		2869/0	
Times Counted		2850	
Total Votes		1902	66.74%
Billy Broomfield	DEM	900	31.58%
Dobbs Dennis	IND	45	1.58%
John Mickey Mosley J	IND	3	0.11%
Write-in Votes			

Alderman Ward 5		Total	
Number of Precincts		2	100.0 %
Precincts Reporting		556/0	
Times Counted		542	
Total Votes		268	49.45%
David E. Chapman	DEM	274	50.55%
O. Linwood Grierson	IND	0	0.00%
Write-in Votes			

Alderman Ward 1		Total	
Number of Precincts		1	100.0 %
Precincts Reporting		309/0	
Times Counted		262	
Total Votes		255	97.33%
James C. Smith	DEM	7	2.67%
Write-in Votes			


Alderman Ward 6		Total	
Number of Precincts		2	100.0 %
Precincts Reporting		687/0	
Times Counted		614	
Total Votes		609	99.19%
Gary Wayne Lennep	IND	5	0.81%
Write-in Votes			

Alderman Ward 2		Total	
Number of Precincts		1	100.0 %
Precincts Reporting		439/0	
Times Counted		377	
Total Votes		377	100.00%
Chuck Redmond	DEM	0	0.00%
Write-in Votes			

Alderman at Large		Total	
Number of Precincts		8	100.0 %
Precincts Reporting		2868/0	
Times Counted		2744	
Total Votes		670	24.42%
Sam Craft	5	2072	75.51%
Houston Cunningham	DEM	2	0.07%
Write-in Votes			

Alderman Ward 3		Total	
Number of Precincts		1	100.0 %
Precincts Reporting		442/0	
Times Counted		408	
Total Votes		408	100.00%
Robert H. Byrd Jr.	DEM	0	0.00%
Write-in Votes			

Alderman Ward 4		Total	
Number of Precincts		1	100.0 %
Precincts Reporting		431/0	
Times Counted		397	
Total Votes		393	98.99%
Shirley D. Chambers	DEM	4	1.01%
Write-in Votes			



Statement of Votes Cast
 Moss Point General Election
 SOVC For Jurisdiction Wide, All Counters, All Races
 OFFICIAL RESULTS

Date:06/07/13
 Time:11:40:23
 Page:1 of 9

	TURN OUT		
	Reg. Voters	Cards Cast	% Turnout
Jurisdiction Wide			
Ed Mayo Jr. High WARD 1			
Polling	0	305	
Absentee	0	0	
Affidavit/Provisional	0	0	
Emergency	0	0	
Total	0	305	
Frederick St WARD 2			
Polling	0	436	
Absentee	0	0	
Affidavit/Provisional	0	0	
Emergency	0	0	
Total	0	436	
Sue Ellen Rec Ctr WARD 3			
Polling	0	434	
Absentee	0	0	
Affidavit/Provisional	0	0	
Emergency	0	0	
Total	0	434	
Rvrfront Rec. Ctr WARD 4			
Polling	0	428	
Absentee	0	0	
Affidavit/Provisional	0	0	
Emergency	0	0	
Total	0	428	
Central Fire Station Ward 5			
Polling	0	375	
Absentee	0	0	
Affidavit/Provisional	0	0	
Emergency	0	0	
Total	0	375	
Pelican Landing WARD 5			
Polling	0	154	
Absentee	0	0	
Affidavit/Provisional	0	0	
Emergency	0	0	
Total	0	154	
YMBC WARD 6			
Polling	0	615	
Absentee	0	0	
Affidavit/Provisional	0	0	
Emergency	0	0	
Total	0	615	
Pelican Landing WARD 6			
Polling	0	60	
Absentee	0	0	
Affidavit/Provisional	0	0	
Emergency	0	0	
Total	0	60	
Total	0	2807	
Polling	0	2807	
Absentee	0	0	
Affidavit/Provisional	0	0	
Emergency	0	0	
Total	0	2807	

Statement of Votes Cast
 Moss Point General Election
 SOVC For Jurisdiction Wide, All Counters, All Races
 OFFICIAL RESULTS

Date:06/07/13
 Time:11:40:23
 Page:2 of 9

Jurisdiction Wide	Reg. Voters	Times Counted	Total Votes	Mayor			Write-In Votes
				Billy Broomfield (DEM)	Dobbs Dennis (IND)	John Mickey Mosley J (IND)	
Ed Mayo Jr. High WARD 1							
Polling	0	305	301	227 75.42%	63 20.93%	11 3.65%	0 0.00%
Absentee	0	0	0	0 -	0 -	0 -	0 0.00%
Affidavit/Provisional	0	4	4	4 100.00%	0 0.00%	0 0.00%	0 0.00%
Emergency	0	0	0	0 -	0 -	0 -	0 0.00%
Total	0	309	305	231 75.74%	63 20.66%	11 3.61%	0 0.00%
Frederick St WARD 2							
Polling	0	436	431	382 88.63%	42 9.74%	7 1.62%	0 0.00%
Absentee	0	0	0	0 -	0 -	0 -	0 0.00%
Affidavit/Provisional	0	4	4	3 75.00%	0 0.00%	1 25.00%	0 0.00%
Emergency	0	0	0	0 -	0 -	0 -	0 0.00%
Total	0	440	435	385 88.51%	42 9.66%	8 1.84%	0 0.00%
Sue Ellen Rec Cr WARD 3							
Polling	0	434	430	386 89.77%	36 8.37%	8 1.86%	0 0.00%
Absentee	0	0	0	0 -	0 -	0 -	0 0.00%
Affidavit/Provisional	0	8	8	5 62.50%	3 37.50%	0 0.00%	0 0.00%
Emergency	0	0	0	0 -	0 -	0 -	0 0.00%
Total	0	442	438	391 89.27%	39 8.90%	8 1.83%	0 0.00%
Rvfront Rec. Cr WARD 4							
Polling	0	428	425	362 85.18%	58 13.65%	4 0.94%	1 0.24%
Absentee	0	0	0	0 -	0 -	0 -	0 0.00%
Affidavit/Provisional	0	3	3	2 66.67%	1 33.33%	0 0.00%	0 0.00%
Emergency	0	0	0	0 -	0 -	0 -	0 0.00%
Total	0	431	428	364 85.05%	59 13.79%	4 0.93%	1 0.23%
Central Fire Station Ward 5							
Polling	0	375	374	210 56.15%	158 42.25%	5 1.34%	1 0.27%
Absentee	0	0	0	0 -	0 -	0 -	0 0.00%
Affidavit/Provisional	0	26	26	11 42.31%	15 57.69%	0 0.00%	0 0.00%
Emergency	0	0	0	0 -	0 -	0 -	0 0.00%
Total	0	401	400	221 55.25%	173 43.25%	5 1.25%	1 0.25%
Pelican Landing WARD 5							
Polling	0	154	154	48 31.17%	105 68.18%	1 0.65%	0 0.00%
Absentee	0	0	0	0 -	0 -	0 -	0 0.00%
Affidavit/Provisional	0	0	0	0 -	0 -	0 -	0 0.00%
Emergency	0	0	0	0 -	0 -	0 -	0 0.00%
Total	0	154	154	48 31.17%	105 68.18%	1 0.65%	0 0.00%
YMBC WARD 6							
Polling	0	615	613	242 39.48%	362 59.05%	8 1.31%	1 0.16%
Absentee	0	0	0	0 -	0 -	0 -	0 0.00%
Affidavit/Provisional	0	17	17	5 29.41%	12 70.59%	0 0.00%	0 0.00%
Emergency	0	0	0	0 -	0 -	0 -	0 0.00%
Total	0	632	630	247 39.21%	374 59.37%	8 1.27%	1 0.16%
Pelican Landing WARD 6							
Polling	0	60	60	15 25.00%	45 75.00%	0 0.00%	0 0.00%
Absentee	0	0	0	0 -	0 -	0 -	0 0.00%
Affidavit/Provisional	0	0	0	0 -	0 -	0 -	0 0.00%
Emergency	0	0	0	0 -	0 -	0 -	0 0.00%
Total	0	60	60	15 25.00%	45 75.00%	0 0.00%	0 0.00%
Total	0	2807	2788	1872 67.14%	869 31.17%	44 1.58%	3 0.11%
Polling	0	0	0	0 -	0 -	0 -	0 0.00%
Absentee	0	62	62	30 48.39%	31 50.00%	1 1.61%	0 0.00%
Affidavit/Provisional	0	0	0	0 -	0 -	0 -	0 0.00%
Emergency	0	2869	2850	1902 66.74%	900 31.58%	45 1.58%	3 0.11%

Statement of Votes Cast
Moss Point General Election
SOVC For Jurisdiction Wide, All Counters, All Races
OFFICIAL RESULTS

Date:06/07/13
 Time:11:40:23
 Page:3 of 9

Alderman Ward 1					
	Reg. Voters	Times Counted	Total Votes	James C. Smith (DEM)	Write-In Votes
Jurisdiction Wide					
Ed Mayo, Jr. High WARD 1					
Polling	0	305	258	251 97.29%	7 2.71%
Absentee	0	0	0	0	0
Affidavit/Provisional	0	4	4	4 100.00%	0 0.00%
Emergency	0	0	0	0	0
Total	0	309	262	255 97.33%	7 2.67%
Frederick St WARD 2					
Polling	-	-	-	-	-
Absentee	-	-	-	-	-
Affidavit/Provisional	-	-	-	-	-
Emergency	-	-	-	-	-
Total	-	-	-	-	-
Sue Ellen Rec Ctr WARD 3					
Polling	-	-	-	-	-
Absentee	-	-	-	-	-
Affidavit/Provisional	-	-	-	-	-
Emergency	-	-	-	-	-
Total	-	-	-	-	-
Rvrfront Rec. Ctr WARD 4					
Polling	-	-	-	-	-
Absentee	-	-	-	-	-
Affidavit/Provisional	-	-	-	-	-
Emergency	-	-	-	-	-
Total	-	-	-	-	-
Central Fire Station Ward 5					
Polling	-	-	-	-	-
Absentee	-	-	-	-	-
Affidavit/Provisional	-	-	-	-	-
Emergency	-	-	-	-	-
Total	-	-	-	-	-
Pelican Landing WARD 5					
Polling	-	-	-	-	-
Absentee	-	-	-	-	-
Affidavit/Provisional	-	-	-	-	-
Emergency	-	-	-	-	-
Total	-	-	-	-	-
YMBC WARD 6					
Polling	-	-	-	-	-
Absentee	-	-	-	-	-
Affidavit/Provisional	-	-	-	-	-
Emergency	-	-	-	-	-
Total	-	-	-	-	-
Pelican Landing WARD 6					
Polling	-	-	-	-	-
Absentee	-	-	-	-	-
Affidavit/Provisional	-	-	-	-	-
Emergency	-	-	-	-	-
Total	-	-	-	-	-
Total	0	305	258	251 97.29%	7 2.71%
Polling	0	0	0	0	0
Absentee	0	4	4	4 100.00%	0 0.00%
Affidavit/Provisional	0	0	0	0	0
Emergency	0	0	0	0	0
Total	0	309	262	255 97.33%	7 2.67%

Statement of Votes Cast
 Moss Point General Election
 SOVC For Jurisdiction Wide, All Counters, All Races
 OFFICIAL RESULTS

Date:06/07/13
 Time:11:40:23
 Page:4 of 9

		Alderman Ward 2			
	Reg. Voters	Times Counted	Total Votes	Chuck Redmond (DEM)	Write-In Votes
Jurisdiction Wide					
Ed Mayo Jr. High WARD 1					
Polling	-	-	-	-	-
Absentee	-	-	-	-	-
Affidavit/Provisional	-	-	-	-	-
Emergency	-	-	-	-	-
Total	-	-	-	-	-
Frederick St WARD 2					
Polling	0	436	374	374 100.00%	0 0.00%
Absentee	0	0	0	0	0
Affidavit/Provisional	0	3	3	3 100.00%	0 0.00%
Emergency	0	0	0	0	0
Total	0	439	377	377 100.00%	0 0.00%
Sue Ellen Rec Ctr WARD 3					
Polling	-	-	-	-	-
Absentee	-	-	-	-	-
Affidavit/Provisional	-	-	-	-	-
Emergency	-	-	-	-	-
Total	-	-	-	-	-
Ryfront Rec. Ctr WARD 4					
Polling	-	-	-	-	-
Absentee	-	-	-	-	-
Affidavit/Provisional	-	-	-	-	-
Emergency	-	-	-	-	-
Total	-	-	-	-	-
Central Fire Station Ward 5					
Polling	-	-	-	-	-
Absentee	-	-	-	-	-
Affidavit/Provisional	-	-	-	-	-
Emergency	-	-	-	-	-
Total	-	-	-	-	-
Pelican Landing WARD 5					
Polling	-	-	-	-	-
Absentee	-	-	-	-	-
Affidavit/Provisional	-	-	-	-	-
Emergency	-	-	-	-	-
Total	-	-	-	-	-
YMBC WARD 6					
Polling	-	-	-	-	-
Absentee	-	-	-	-	-
Affidavit/Provisional	-	-	-	-	-
Emergency	-	-	-	-	-
Total	-	-	-	-	-
Pelican Landing WARD 6					
Polling	-	-	-	-	-
Absentee	-	-	-	-	-
Affidavit/Provisional	-	-	-	-	-
Emergency	-	-	-	-	-
Total	-	-	-	-	-
Total	0	436	374	374 100.00%	0 0.00%
Polling	0	0	0	0	0
Absentee	0	0	0	0	0
Affidavit/Provisional	0	3	3	3 100.00%	0 0.00%
Emergency	0	0	0	0	0
Total	0	439	377	377 100.00%	0 0.00%

Statement of Votes Cast
 Moss Point General Election
 SOVC For Jurisdiction Wide, All Counters, All Races
 OFFICIAL RESULTS

Date: 06/07/13
 Time: 11:40:23
 Page: 5 of 9

		Alderman Ward 3				
		Reg. Voters	Times Counted	Total Votes	Robert H. Byrd Jr. (DEM)	Write-In Votes
Jurisdiction Wide						
Ed Mayo Jr. High WARD 1						
Polling						
Absentee						
Affidavit/Provisional						
Emergency						
Total						
Frederick St WARD 2						
Polling						
Absentee						
Affidavit/Provisional						
Emergency						
Total						
Sue Ellen Rec Ctr WARD 3						
Polling	0	434	400	400	100.00%	0
Absentee	0	0	0	0		0
Affidavit/Provisional	0	8	8	8	100.00%	0
Emergency	0	0	0	0		0
Total	0	442	408	408	100.00%	0
Rvrfront Res. Ctr WARD 4						
Polling						
Absentee						
Affidavit/Provisional						
Emergency						
Total						
Central Fire Station Ward 5						
Polling						
Absentee						
Affidavit/Provisional						
Emergency						
Total						
Pelican Landing WARD 5						
Polling						
Absentee						
Affidavit/Provisional						
Emergency						
Total						
YMBC WARD 6						
Polling						
Absentee						
Affidavit/Provisional						
Emergency						
Total						
Pelican Landing WARD 6						
Polling						
Absentee						
Affidavit/Provisional						
Emergency						
Total						
Total	0	434	400	400	100.00%	0
Polling	0	0	0	0		0
Absentee	0	8	8	8	100.00%	0
Affidavit/Provisional	0	0	0	0		0
Emergency	0	0	0	0		0
Total	0	442	408	408	100.00%	0

Statement of Votes Cast
 Moss Point General Election
 SOVC For Jurisdiction Wide, All Counters, All Races
 OFFICIAL RESULTS

Date:06/07/13
 Time:11:40:23
 Page:6 of 9

Alderman Ward 4					
	Reg. Voters	Times Counted	Total Votes	Shirley D. Chambers (DEM)	Write-In Votes
Jurisdiction Wide					
Ed Mayo Jr. High WARD 1					
Polling	-	-	-	-	-
Absentee	-	-	-	-	-
Affidavit/Provisional	-	-	-	-	-
Emergency	-	-	-	-	-
Total	-	-	-	-	-
Frederick St WARD 2					
Polling	-	-	-	-	-
Absentee	-	-	-	-	-
Affidavit/Provisional	-	-	-	-	-
Emergency	-	-	-	-	-
Total	-	-	-	-	-
Sue Ellen Rec Ctr WARD 3					
Polling	-	-	-	-	-
Absentee	-	-	-	-	-
Affidavit/Provisional	-	-	-	-	-
Emergency	-	-	-	-	-
Total	-	-	-	-	-
Rvfront Rec. Ctr WARD 4					
Polling	0	428	394	390	98.98%
Absentee	0	0	0	0	0
Affidavit/Provisional	0	3	3	3	100.00%
Emergency	0	0	0	0	0
Total	0	431	397	393	98.99%
4					1.01%
Central Fire Station Ward 5					
Polling	-	-	-	-	-
Absentee	-	-	-	-	-
Affidavit/Provisional	-	-	-	-	-
Emergency	-	-	-	-	-
Total	-	-	-	-	-
Pelican Landing WARD 5					
Polling	-	-	-	-	-
Absentee	-	-	-	-	-
Affidavit/Provisional	-	-	-	-	-
Emergency	-	-	-	-	-
Total	-	-	-	-	-
YMBC WARD 6					
Polling	-	-	-	-	-
Absentee	-	-	-	-	-
Affidavit/Provisional	-	-	-	-	-
Emergency	-	-	-	-	-
Total	-	-	-	-	-
Pelican Landing WARD 6					
Polling	-	-	-	-	-
Absentee	-	-	-	-	-
Affidavit/Provisional	-	-	-	-	-
Emergency	-	-	-	-	-
Total	-	-	-	-	-
Total	0	428	394	390	98.98%
Polling	0	0	0	0	-
Absentee	0	3	3	3	100.00%
Affidavit/Provisional	0	0	0	0	0
Emergency	0	0	0	0	0
Total	0	431	397	393	98.99%
4					1.01%

Statement of Votes Cast
 Moss Point General Election
 SOVC For Jurisdiction Wide, All Counters, All Races
 OFFICIAL RESULTS

Date:06/07/13
 Time:11:40:23
 Page:7 of 9

Alderman Ward 5

	Reg. Voters	Times Counted	Total Votes	David E. Chapman (DEM)	O. Linwood Gritson (IND)	Write-In Votes			
Jurisdiction Wide									
Ed Mayo Jr. High WARD 1									
Polling	-	-	-	-	-	-			
Absentee	-	-	-	-	-	-			
Affidavit/Provisional	-	-	-	-	-	-			
Emergency	-	-	-	-	-	-			
Total	-	-	-	-	-	-			
Frederick St. WARD 2									
Polling	-	-	-	-	-	-			
Absentee	-	-	-	-	-	-			
Affidavit/Provisional	-	-	-	-	-	-			
Emergency	-	-	-	-	-	-			
Total	-	-	-	-	-	-			
Sue Ellen Rec Ctr WARD 3									
Polling	-	-	-	-	-	-			
Absentee	-	-	-	-	-	-			
Affidavit/Provisional	-	-	-	-	-	-			
Emergency	-	-	-	-	-	-			
Total	-	-	-	-	-	-			
Rvrfont Rec. Ctr WARD 4									
Polling	-	-	-	-	-	-			
Absentee	-	-	-	-	-	-			
Affidavit/Provisional	-	-	-	-	-	-			
Emergency	-	-	-	-	-	-			
Total	-	-	-	-	-	-			
Central Fire Station Ward 5									
Polling	0	375	363	216	59.50%	147	40.50%	0	0.00%
Absentee	0	0	0	0	-	0	-	0	0.00%
Affidavit/Provisional	0	27	27	10	37.04%	17	62.96%	0	0.00%
Emergency	0	0	0	0	-	0	-	0	0.00%
Total	0	402	390	226	57.95%	164	42.05%	0	0.00%
Pelican Landing WARD 5									
Polling	0	154	152	42	27.63%	110	72.37%	0	0.00%
Absentee	0	0	0	0	-	0	-	0	0.00%
Affidavit/Provisional	0	0	0	0	-	0	-	0	0.00%
Emergency	0	0	0	0	-	0	-	0	0.00%
Total	0	154	152	42	27.63%	110	72.37%	0	0.00%
YMBC WARD 6									
Polling	-	-	-	-	-	-	-	-	-
Absentee	-	-	-	-	-	-	-	-	-
Affidavit/Provisional	-	-	-	-	-	-	-	-	-
Emergency	-	-	-	-	-	-	-	-	-
Total	-	-	-	-	-	-	-	-	-
Pelican Landing WARD 6									
Polling	-	-	-	-	-	-	-	-	-
Absentee	-	-	-	-	-	-	-	-	-
Affidavit/Provisional	-	-	-	-	-	-	-	-	-
Emergency	-	-	-	-	-	-	-	-	-
Total	-	-	-	-	-	-	-	-	-
Total	0	529	515	258	50.10%	257	49.90%	0	0.00%
Polling	0	0	0	0	-	0	-	0	0.00%
Absentee	0	0	0	0	-	0	-	0	0.00%
Affidavit/Provisional	0	27	27	10	37.04%	17	62.96%	0	0.00%
Emergency	0	0	0	0	-	0	-	0	0.00%
Total	0	556	542	268	49.45%	274	50.55%	0	0.00%

Statement of Votes Cast
 Moss Point General Election
 SOVC For Jurisdiction Wide, All Counters, All Races
 OFFICIAL RESULTS

Date:06/07/13
 Time:11:40:23
 Page:8 of 9

		Alderman Ward 6			
	Reg. Voters	Times Counted	Total Votes	Gary Wayne Lennep (IND)	Write-In Votes
Jurisdiction Wide					
Ed Mayo Jr. High WARD 1					
Polling	-	-	-	-	-
Absentee	-	-	-	-	-
Affidavit/Provisional	-	-	-	-	-
Emergency	-	-	-	-	-
Total	-	-	-	-	-
Frederick St. WARD 2					
Polling	-	-	-	-	-
Absentee	-	-	-	-	-
Affidavit/Provisional	-	-	-	-	-
Emergency	-	-	-	-	-
Total	-	-	-	-	-
Sue Ellen Rec Ctr WARD 3					
Polling	-	-	-	-	-
Absentee	-	-	-	-	-
Affidavit/Provisional	-	-	-	-	-
Emergency	-	-	-	-	-
Total	-	-	-	-	-
Rvrfont Rec. Ctr WARD 4					
Polling	-	-	-	-	-
Absentee	-	-	-	-	-
Affidavit/Provisional	-	-	-	-	-
Emergency	-	-	-	-	-
Total	-	-	-	-	-
Central Fire Station Ward 5					
Polling	-	-	-	-	-
Absentee	-	-	-	-	-
Affidavit/Provisional	-	-	-	-	-
Emergency	-	-	-	-	-
Total	-	-	-	-	-
Pelican Landing WARD 5					
Polling	-	-	-	-	-
Absentee	-	-	-	-	-
Affidavit/Provisional	-	-	-	-	-
Emergency	-	-	-	-	-
Total	-	-	-	-	-
YMBC WARD 6					
Polling	0	615	548	543	99.09%
Absentee	0	0	0	0	-
Affidavit/Provisional	0	12	12	12	100.00%
Emergency	0	0	0	0	-
Total	0	627	560	555	99.11%
Total					5
Total					0.91%
Pelican Landing WARD 6					
Polling	0	60	54	54	100.00%
Absentee	0	0	0	0	-
Affidavit/Provisional	0	0	0	0	-
Emergency	0	0	0	0	-
Total	0	60	54	54	100.00%
Total					0
Total					0.00%
TOTAL					
Polling	0	675	602	597	99.17%
Absentee	0	0	0	0	-
Affidavit/Provisional	0	12	12	12	100.00%
Emergency	0	0	0	0	-
Total	0	687	614	609	99.19%
Total					5
Total					0.81%

Statement of Votes Cast
Moss Point General Election
SOVC For Jurisdiction Wide, All Counters, All Races
OFFICIAL RESULTS

Alderman at Large

Jurisdiction Wide	Reg. Voters	Times Counted	Total Votes	Sam Craft (S)	Houston Cunningham (DEM)	Write-In Votes	
							Ed Mayo Jr. High WARD 1
Ed Mayo Jr. High WARD 1							
Polling	0	305	282	44 15.60%	237 84.04%	1 0.35%	
Absentee	0	0	0	0	0	0	
Affidavit/Provisional	0	4	4	0 0.00%	4 100.00%	0 0.00%	
Emergency	0	0	0	0	0	0	
Total	0	309	286	44 15.38%	241 84.27%	1 0.35%	
Frederick St WARD 2							
Polling	0	436	417	35 8.39%	382 91.61%	0 0.00%	
Absentee	0	0	0	0	0	0	
Affidavit/Provisional	0	4	4	0 0.00%	4 100.00%	0 0.00%	
Emergency	0	0	0	0	0	0	
Total	0	440	421	35 8.31%	386 91.69%	0 0.00%	
Sue Ellen Rec Ctr WARD 3							
Polling	0	434	412	28 6.80%	384 93.20%	0 0.00%	
Absentee	0	0	0	0	0	0	
Affidavit/Provisional	0	7	7	0 0.00%	7 100.00%	0 0.00%	
Emergency	0	0	0	0	0	0	
Total	0	441	419	28 6.68%	391 93.32%	0 0.00%	
Rvrfont Rec. Ctr WARD 4							
Polling	0	428	406	42 10.34%	363 89.41%	1 0.25%	
Absentee	0	0	0	0	0	0	
Affidavit/Provisional	0	3	3	0 0.00%	3 100.00%	0 0.00%	
Emergency	0	0	0	0	0	0	
Total	0	431	409	42 10.27%	366 89.49%	1 0.24%	
Central Fire Station Ward 5							
Polling	0	375	362	123 33.98%	239 66.02%	0 0.00%	
Absentee	0	0	0	0	0	0	
Affidavit/Provisional	0	27	27	13 48.15%	14 51.85%	0 0.00%	
Emergency	0	0	0	0	0	0	
Total	0	402	389	136 34.96%	253 65.04%	0 0.00%	
Pelican Landing WARD 5							
Polling	0	154	150	80 53.33%	70 46.67%	0 0.00%	
Absentee	0	0	0	0	0	0	
Affidavit/Provisional	0	0	0	0	0	0	
Emergency	0	0	0	0	0	0	
Total	0	154	150	80 53.33%	70 46.67%	0 0.00%	
YMBC WARD 6							
Polling	0	615	596	264 44.30%	332 55.70%	0 0.00%	
Absentee	0	0	0	0	0	0	
Affidavit/Provisional	0	16	16	9 56.25%	7 43.75%	0 0.00%	
Emergency	0	0	0	0	0	0	
Total	0	631	612	273 44.61%	339 55.39%	0 0.00%	
Pelican Landing WARD 6							
Polling	0	60	58	32 55.17%	26 44.83%	0 0.00%	
Absentee	0	0	0	0	0	0	
Affidavit/Provisional	0	0	0	0	0	0	
Emergency	0	0	0	0	0	0	
Total	0	60	58	32 55.17%	26 44.83%	0 0.00%	
Total	0	2807	2683	648 24.15%	2033 75.77%	2 0.07%	
Absentee	0	0	0	0	0	0	
Affidavit/Provisional	0	61	61	22 36.07%	39 63.93%	0 0.00%	
Emergency	0	0	0	0	0	0	
Total	0	2868	2744	670 24.42%	2072 75.51%	2 0.07%	